

Product Information

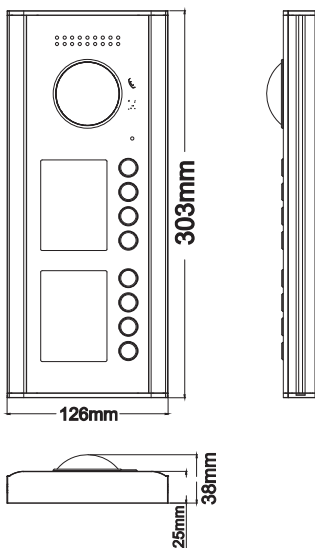
DMR12 Series 2-Wire Door Station



DESCRIPTION

2-wire apartment system color ARS outdoor station

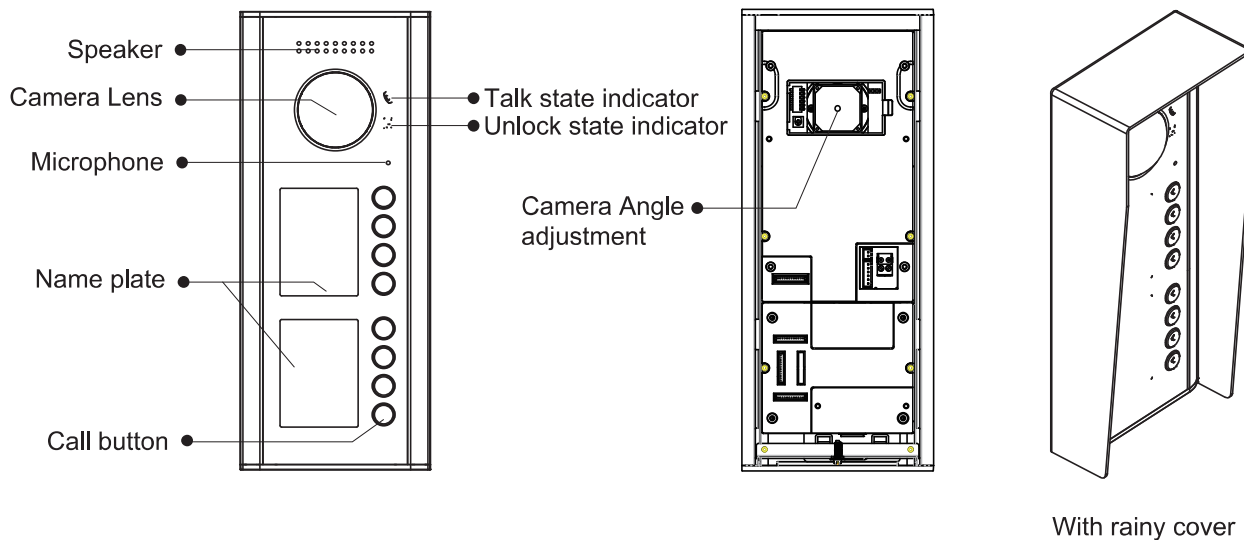
DIMENSION



FEATURES

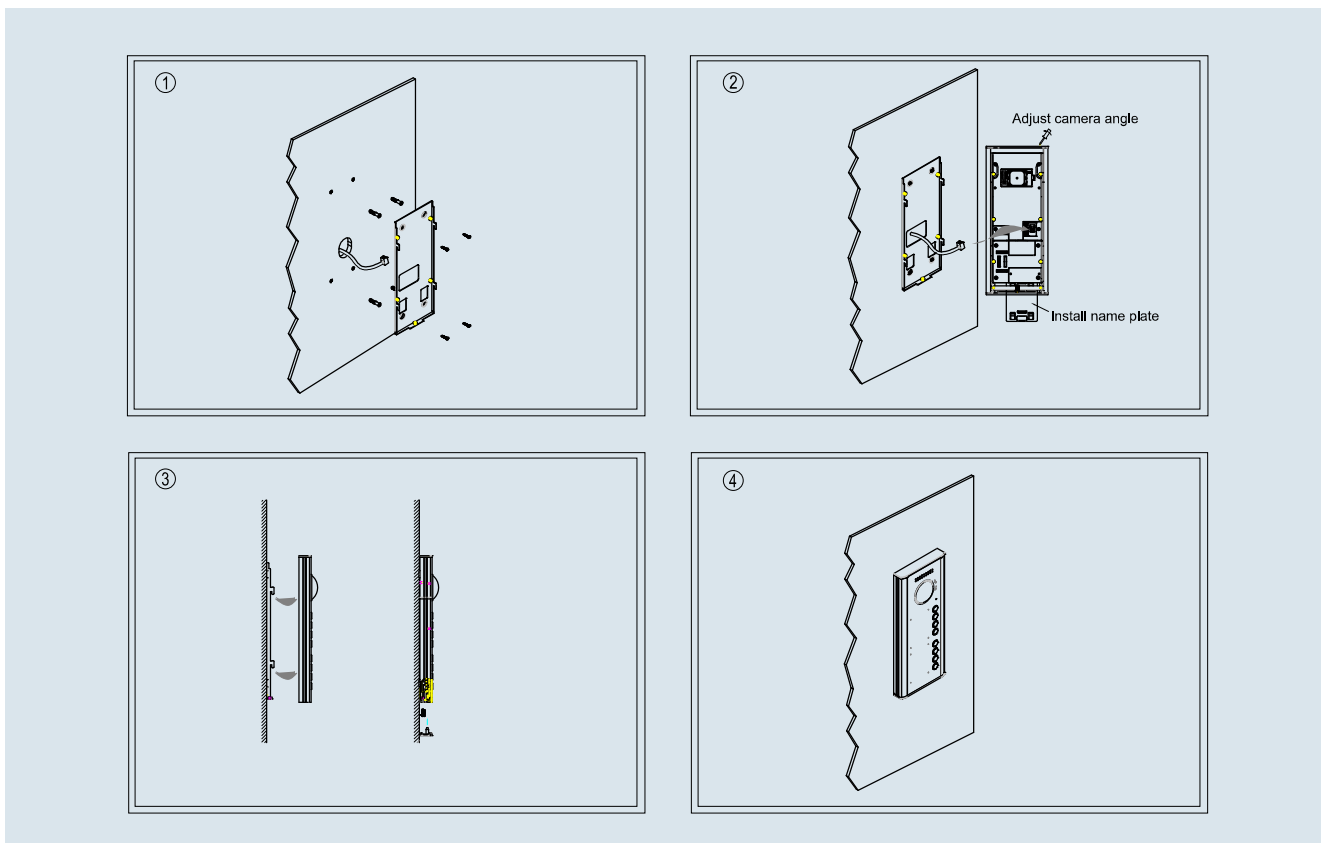
- ▶ Aluminum alloy&PMMA panel design with direct selective buttons;
- ▶ Multi call buttons combination for choice;
- ▶ Color ARS Camera with high resolution;
- ▶ Camera's angle is adjustable;
- ▶ Proximity access control is optional(max.1000pcs EM cards);
- ▶ Flexibly configured, high-end nameplate;
- ▶ Compatible with all DT two wire system model

1. Parts and Functions

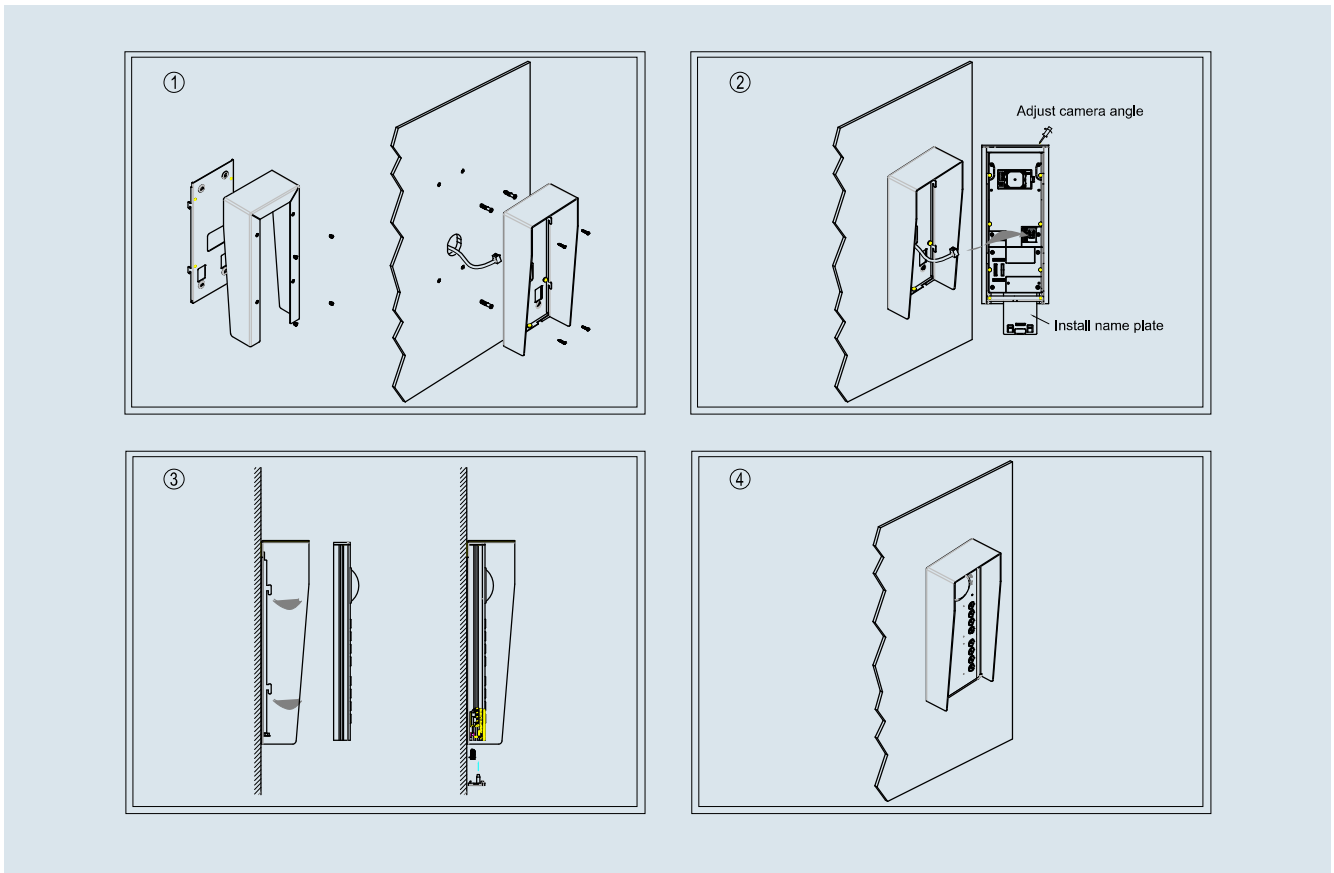


2. Door Station Mounting

Mounting without rainy cover



Mounting with rainy cover

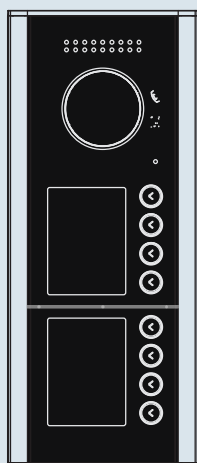


3. Specification

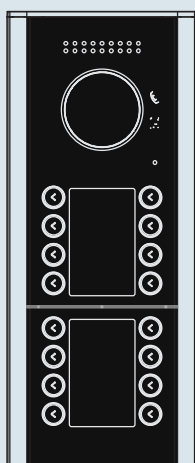
- * Power Supply : DC 24V (supplied by PS4-24V or PS5-24V);
- * Power Consumption: Standby 110mA; Working status 300mA;
- * Camera: Color ARS; 420 TV Lines;
- * Unlocking time: 1-99S, set by software;
- * Talking Time: 90S;
- * Lock Power supply: 12Vdc, 300mA(Internal Power);
- * Working Temperature: $-10^{\circ}\text{C}+55^{\circ}\text{C}$;
- * Wiring: 2 wires (non-polarity);
- * Dimension: 303(H) \times 126(W) \times 38(D)mm(without rainy cover)
308(H) \times 132(W) \times 72(D)mm(with rainy cover)

4. Ordering Information for Door Station


Model No.	Brief Description	Remark
DMR12/S8	Color ARS camera outdoor station (8 buttons)	NSTC,PAL must be specified
DMR12/D16	Color ARS camera outdoor station (16 buttons)	NSTC, PAL must be specified
DMR12/ID/S4	Color ARS camera outdoor station with proximity access control (4 buttons)	NSTC,PAL must be specified
DMR12/ID/D8	Color ARS camera outdoor station with proximity access control (8 buttons)	NSTC,PAL must be specified
EP12/S12	Expended door station with 12 buttons	
EP12/D24	Expended door station with 24 buttons	



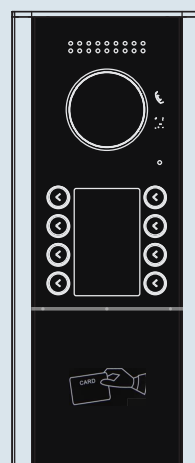
DMR12/S8



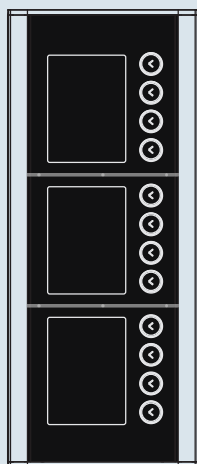
DMR12/D16



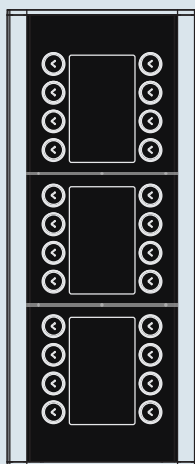
DMR12/ID/S4



DMR12/ID/D8



EP12/S12

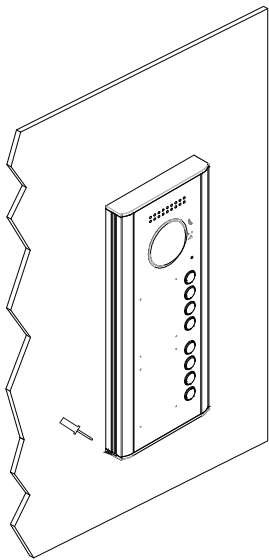


EP12/D24

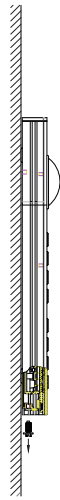
5. Optional Accessories (Not included)

Item	Brief Description	Remark
Rain Cover	Rain Cover for DMR12	1.01Kg

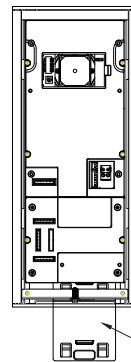
5. Placing name label



1.Remove the bottom cover



2.Remove the anti-theft screw



3.Extract name plate folder, replace name plate.

5. Packing Information



Dimensions: 365(H)×145(W)×75(D)mm

Gross Weight: 1.2Kg



Carton: 415 (H)×360 (W)×265 (D)mm

Quantity: 10PCS